

REPORT TO: Cabinet Member for Education, Skills, Employment and Business

DECEMBER 2025

CHILDCARE SUFFICIENCY ASSESSMENT 2025/26 (ALL WARDS)

Purpose of Report

To receive and approve the Childcare Sufficiency Assessment 2025/26.

Recommendation

*It is recommended that the **Cabinet Member for Education, Skills, Employment and Business give approval to:***

- i) Publication of the Childcare Sufficiency Assessment 2025/26 detailed in this report.*
- ii) Implementation of the actions for the next 12 months as set out in appendix 3.*
- iii) Changes to the approach to enable a more parent-focused report in future years.*

Policy

1. The focus of childcare sufficiency is about ensuring that there are enough childcare places for working families who require it in South Gloucestershire. The Childcare Act 2006 places a duty on English local authorities to secure sufficient childcare for working parents or parents who are studying or training for employment. In addition, the Childcare Act 2016 places a duty on local authorities to secure funded childcare for qualifying children.
2. The DfE statutory guidance on Early Education and childcare) sets out what local authorities should consider when assessing whether there is sufficient childcare in their area. [Early education and childcare \(applies from 1 April 2024\) - GOV.UK \(www.gov.uk\)](https://www.gov.uk/government/uploads/system/uploads/attachment_data/file/118222/early-education-and-childcare-2017.pdf)
3. It identifies that to secure sufficient childcare places local authorities should consider:
 - what is 'reasonably practicable' when assessing what sufficient childcare means
 - the state of the local childcare market, including wraparound provision, the demand for specific types of providers in a particular locality and the type of supply that currently exists
 - the state of the local labour market including the sufficiency of the local childcare workforce
 - the quality and capacity of childcare providers and childminders or childcare providers registered with a childminder agency, including their funding, staff, premises, experience and expertise
4. Local authorities should:
 - encourage schools and other childcare providers in their area to offer childcare from 8.00am until 6.00pm and in school holidays
 - aim to identify and remove barriers that prevent existing providers from expanding their provision and new providers entering the local childcare market if needed
 - encourage providers to take a sustainable business approach to planning and signpost providers to resources to support them, for example, [the business sustainability tool kit](#)
5. The guidance refers to the duty to secure free childcare for the entitlements below from September 2025. The places are funded for 38 weeks per year however some providers offer a 'stretched' funding model which means that they average out the cost across the whole year to support families with all-year-round childcare.

6. Funded Childcare Available for Parents from September 2025



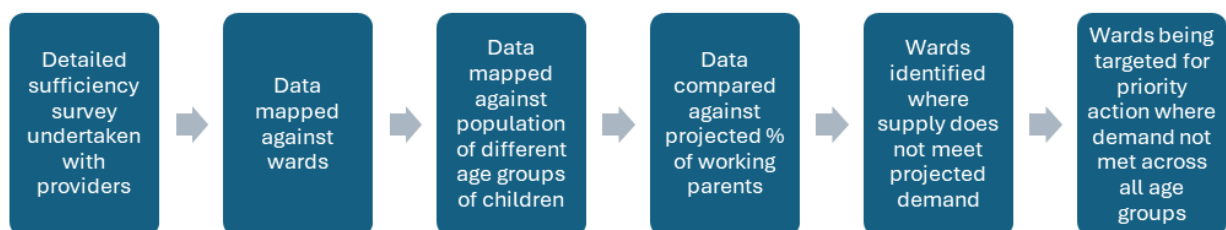
[15 and 30 hours childcare support | Childcare Choices](#)

There is also a duty on local authorities to secure sufficient childcare for parents to enable them to work or undertake education or training which could assist them to obtain work, including wraparound care.

- Local authorities should report annually to elected council members on how they are meeting their duty to secure sufficient childcare, and this report serves that purpose. The report should include:
 - how local authorities are ensuring there is sufficient childcare available to meet the needs of: children with special educational needs and disabilities children from families in receipt of the childcare element of Working Tax Credit or Universal Credit, children with parents who work irregular hours, children taking up free early education and childcare places, school age children, and children needing holiday care
 - information about the current and projected supply and demand of childcare for particular age ranges of children, and the affordability, accessibility and quality of provision
 - details of how any gaps in childcare provision will be addressed

Background

- Most pre-school provision in South Gloucestershire is in the private, voluntary and independent (PVI) sector. There are currently 132 PVIs, 10 nursery classes within schools and 126 childminders. The local authority therefore has a key role in working with these different providers to secure sufficient provision.
- This also involves working to implement national projects such as the increase of school-based nurseries, expanding early years places through allocating capital funding and allocating funding to increase the number of wraparound care places in 2024 to 2025.
- To ensure the sufficiency of childcare we have undertaken a comprehensive review of the number of childcare places in the local authority.
- The following process has been undertaken annually to ensure that we have a clear understating of the number of childcare places in South Gloucestershire and whether this is meeting the needs of parents.



- We use Area Health Authority (AHA) census data to identify the number of children in each age range. This is updated as new birth rates for each ward are received.

13. The national figure for employment (of eligible adults) is 74% Employment in the UK - Office for National Statistics (ons.gov.uk). However, the uptake of funded early years places across the entitlement in South Gloucestershire has never exceeded 60% as can be seen from records of historic data. Therefore the estimated number of childcare places required at 60% of the population for each age range was modelled on this basis.
14. We also survey parents and carers via schools, early years settings, social media communications and through the weekly resident's email. 269 parents responded to the request for information, and responses are included throughout this report.
15. A council audit of early years sufficiency was undertaken. This judged processes to be of a reliable standard with few matters requiring attention identified. Systems of control were seen to be good and providing reasonable assurance. There were a number of recommendations, and these have begun to be addressed in this paper where it is possible within the time available. As data had already been collected prior to the audit outcomes, some areas will need to be further developed next year. In response to the audit this report includes more information about the local childcare workforce and additional statements on meeting the childcare needs of specified groups such as children with SEND and children requiring care outside standard school hours (wraparound care). Further activity is already underway and will be fully embedded in time for the next sufficiency report.
16. The information in this report took account of the views of 129 settings (91%), 105 childminders (85%) and 269 parents who responded to our surveys.

The Issues

Number of children (aged 0-4) living in South Gloucestershire

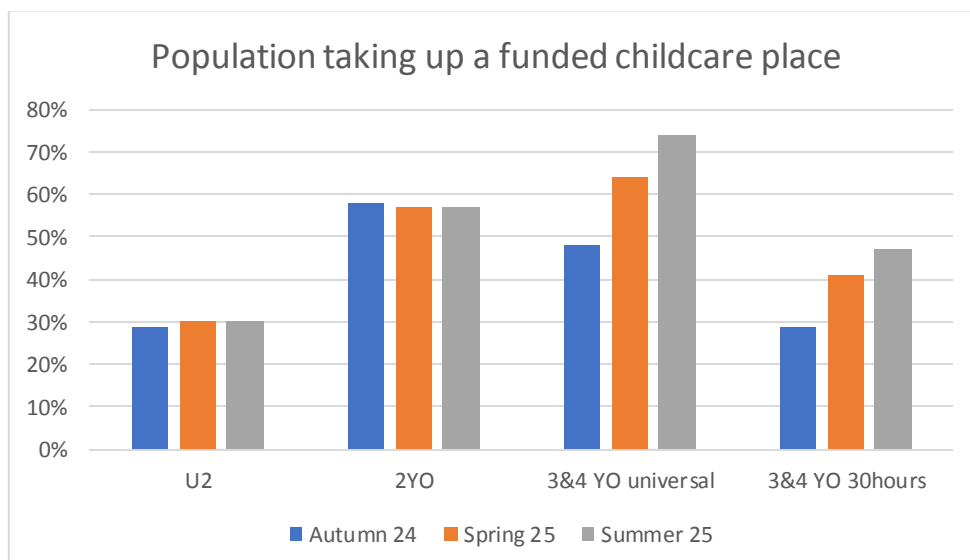
17. The early years population in South Gloucestershire is subject to higher levels of change in some wards due to house building projects. The table below shows the current population of different age groups according to area health authority data.

Age	Under 1	Age 1	Age 2	Age 3	Age 4	Total
Number	2903	3082	3194	3387	3251	15,817

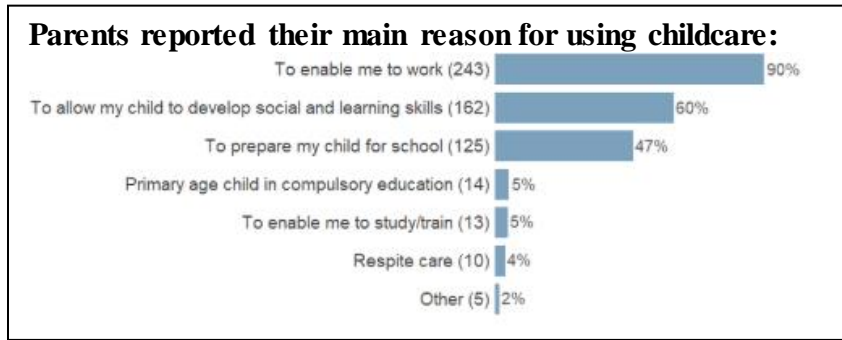
Jan 2025 Area Health Authority Data

Take up of childcare places over time

18. In South Gloucestershire the take up of places has stayed below 60% as an average over the age groups. The graph below shows the uptake profile for the different age groups. There is higher uptake of the 3- and 4-year-old universal places as you would expect as all are eligible for this, however there is a much lower uptake of the 30 hours working entitlement by eligible families and this has never been above 60%.



19. Families have very different requirements, and not all families require formal childcare, measuring sufficiency can therefore be a challenge. We currently collect data annually by surveying all childcare providers and the community. This chart shows the main reason families who responded to our survey have for using childcare.



20. 66% parents who responded to our survey reported that they also use tax-free childcare to cover the cost of their childcare.

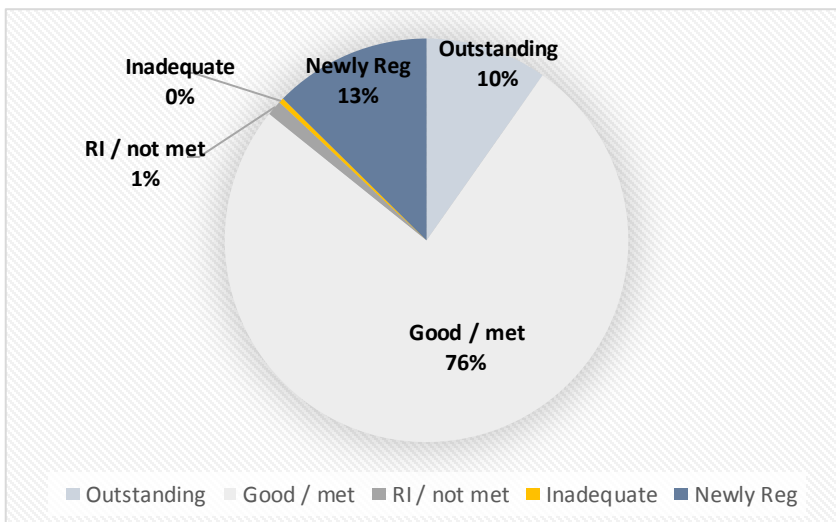
Childcare Provider Types

21. There are 268 settings providing childcare for children aged 0-5 in South Gloucestershire . All have LA officers allocated to them to support with all aspects of their governance, business development and sustainability. Officers also provide advice and strategies to support practitioners to meet the needs of all children, including providing specialist support for children with SEND.

Provider type	Termtime only (TTO)	All year round (AYR)	Total	76% parents require all year round childcare.
School based nurseries	10	0	10	
Childminders	12	114	126	
Private / independent	21	74	95	
Voluntary	36	1	37	
Total	79	189	268	

Quality of Early Years Provision, as judged by Ofsted

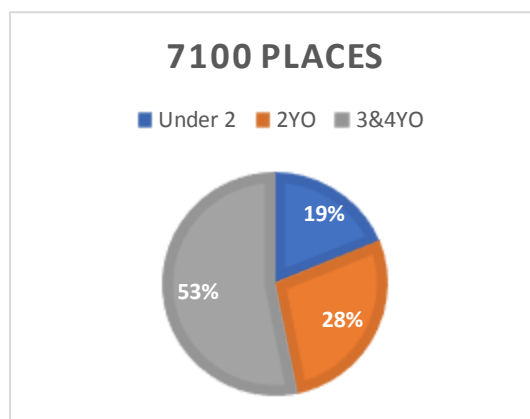
22. Ofsted have the responsibility for judging quality of provision through their inspection programme. The current profile of Ofsted judgements of South Gloucestershire early years provision is shown below.



61% of parents who responded to the parent survey believe the quality of childcare in the area to be good.

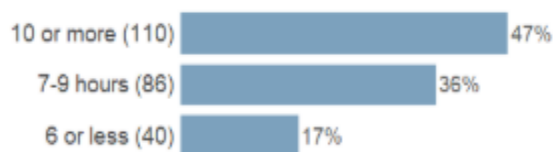
Supply of 30-hour childcare places

23. As of July 2025, there are **7100** full time (30 hour) childcare places in South Gloucestershire. The majority are available to 3- and 4-year-old children to meet the universal offer of funded childcare places. The chart below shows which age groups these places are available to. See Appendix 1 for a breakdown of places per ward

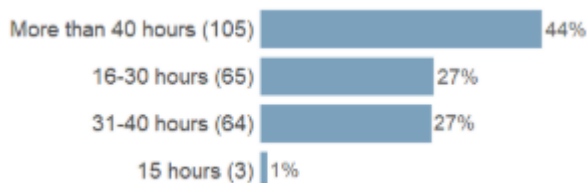


24. Childcare settings operate a range of opening hours where these places are available as shown in the charts below.

Hours of operation each day



Hours of operation each week



Families Receiving Additional Support (FRAS) Entitlement (formally known as disadvantage 2-year-old funding)

25. There is a decline in take up of this entitlement which is also the national picture (national uptake is 65%). This is due to families who are eligible for this entitlement also being able to access 30-hour places through the working parent entitlement. Families are taking up the 30-hour entitlement rather than registering for the additional support entitlement as this gives them only one process to follow.

26. We employ an outreach worker who contacts families to promote this entitlement in person, via telephone, letter and email. The outreach worker also attends local events (such as library, stay-and-play sessions and mother and baby sessions) that attract parents of young children to promote all childcare entitlements.

	Sum 23	Sum 24	Aut 24	Spr 25	Sum 25
% take up of eligible population	74%	78%	73%	62%	60%

[Funded early education and childcare, Reporting year 2025 - Explore education statistics - GOV.UK](#)

Early Years Pupil Premium (EYPP)

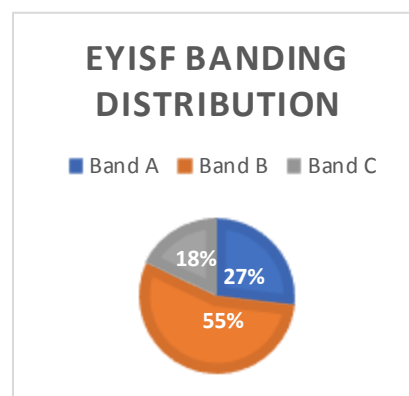
27. EYPP is additional funding (£570 per child per year) available to early years settings to improve outcomes for socio-economically disadvantaged children from the age of 9 months. In summer term of 2025, 229 settings claimed EYPP for 8904 children.

SEND

28. Settings reported that 236 children with SEND attend early years settings in South Glos (June 2025), 233 of these children receive additional support / funding to access the provision.
29. 48% of early years settings stated that they had capacity to support additional children with SEND.
30. 6% parents stated there is not sufficient childcare for children with SEND in their local area 2 parents reported that they were not able to access their full funded entitlements as the setting could not meet their child's SEND needs.
31. There is a wide range of support in place to help early years providers to meet the needs of children with SEND including the work of Early Intervention Officers in early years settings and Early Years advisers in schools to provide advice on meeting a child's needs and signposting to other available professional support. There is also Inclusion and Transition Support funding available to provide support for those children who meet the identified thresholds.

Early Years Inclusion Support Funding (EYISF)

32. All EY settings can apply for EYISF to provide financial assistance to support children in their setting with SEND. There are three levels (bands) of funding available (A, B and C) to support children with different levels of need. Children in receipt of band B and C funding are also eligible for Transition Support Funding (TSF) to support them to transition into primary school. Schools can also apply for TSF for children entering primary school who did not receive EYISF if they can demonstrate a child has SEND.



33. During financial year 2024 – 2025, 134 children were awarded EYISF and 108 children were awarded TSF.
34. Settings receive Disability Access Fund (DAF) of £938 per year for all children in the setting who are also in receipt of disability living allowance to ensure they receive all the support they need.

Wraparound Care for Primary Aged Children

35. The DFE defines wraparound care as childcare provision that wraps around the school day, providing families with support to enable them to work from 8.00am until 6pm during term time. There are 95 mainstream primary schools in South Gloucestershire.

- 77 have full wraparound care provision
- 16 have wraparound provision except on Fridays
- 3 have no wraparound care provision.

86% of parents who responded to the survey stated the primary school their child attends provide full wraparound care.

36. Wraparound Care Programme funding has been available since April 2024 to support the provision of wraparound care on or close to school sites. 34 providers have received funding, and 875 full wraparound places have been created using this funding.

[Wraparound childcare: guidance for local authorities - GOV.UK](#)

Analysis of the local labour market

37. This table below provides information about the labour market in South Gloucestershire.

Employment and unemployment (Apr 2024-Mar 2025)				
	South Gloucestershire (Numbers)	South Gloucestershire (%)	South West (%)	Great Britain (%)
All People				
Economically Active†	159,000	84.9	81.4	78.5
In Employment†	154,300	82.3	78.6	75.4
Employees†	134,700	72.9	66.5	65.7
Self Employed†	18,800	9.2	11.9	9.4
Unemployed (Model-Based)§	5,000	3.1	3.4	3.9

38. 1300 full time equivalent early years practitioners are currently employed in EY settings in South Gloucestershire.

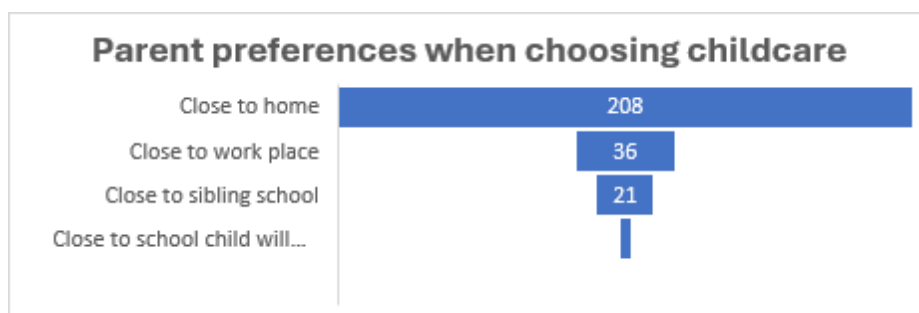
39. The DfE estimates that additional staff are needed to meet the requirements of the entitlements for autumn 2025. [Early years places and workforce need - GOV.UK](#)

40. Only 17 early years settings have open job vacancies, so this implies that the vast majority of settings are fully staffed. However, 80 settings report that they have had difficulties in recruiting staff. This reflects the challenges in the labour market that have been reported nationally. Feedback from early years providers highlights that there may be particular challenges with recruitment of some staff such as level 3 qualified staff. We work to support recruitment in the sector.

Parent / Carer View of Childcare

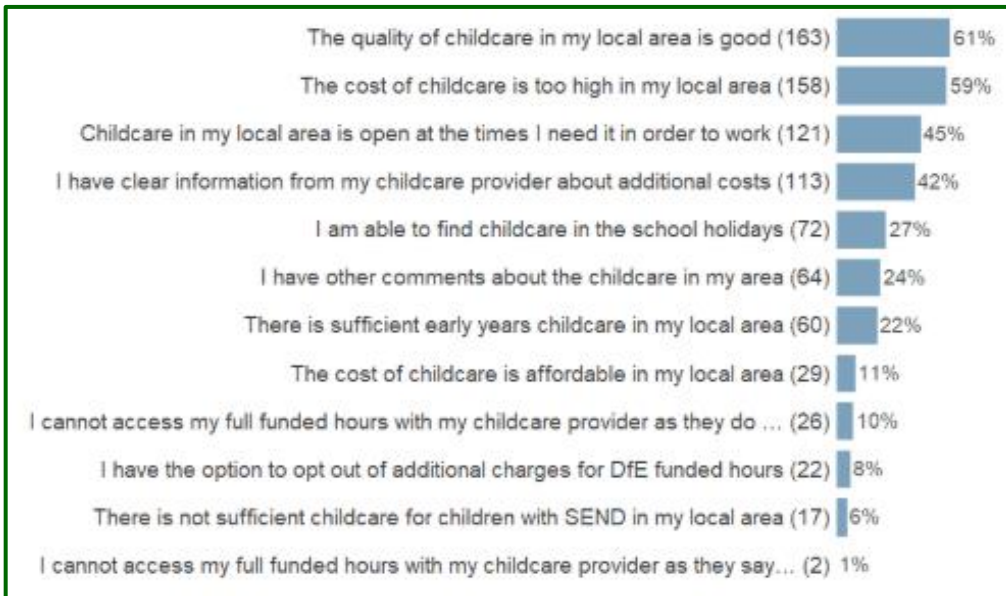
41. Parent views are represented throughout this report, the following responses were also gathered from the resident's survey. The survey was circulated through the residents fortnightly email, via all South Glos social media outlets and all schools and early years providers were asked to share this with their communities.

42. The majority of parents prefer to have childcare that is closer to home as this chart demonstrates.

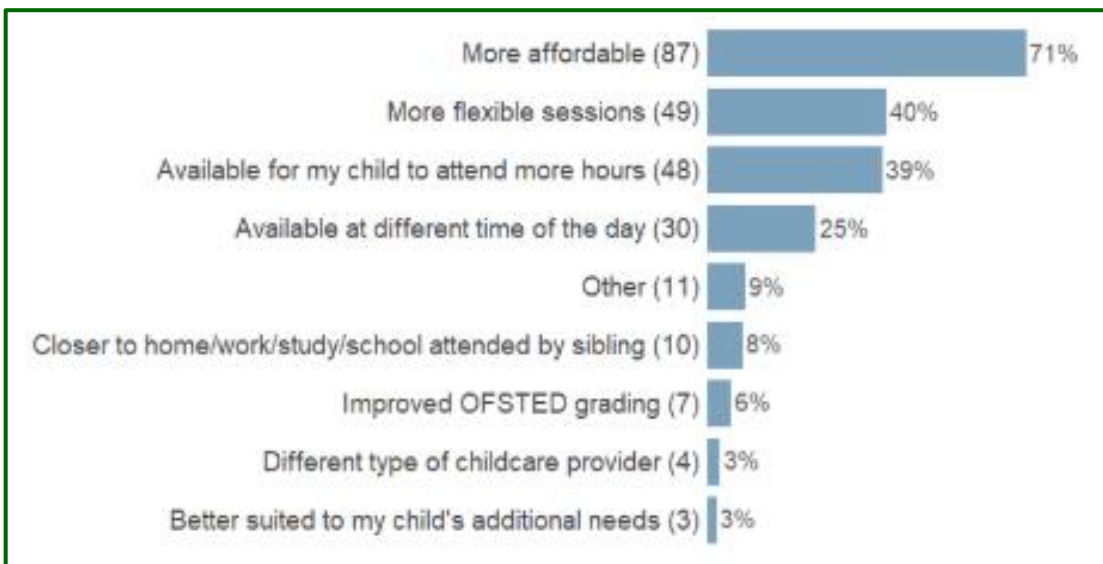


43. 90% of parents use childcare to enable them to work. 5% of parents use childcare to enable them to study.

44. Parents were asked to respond to statements about what is true for childcare in their area. The chart below shows their responses.



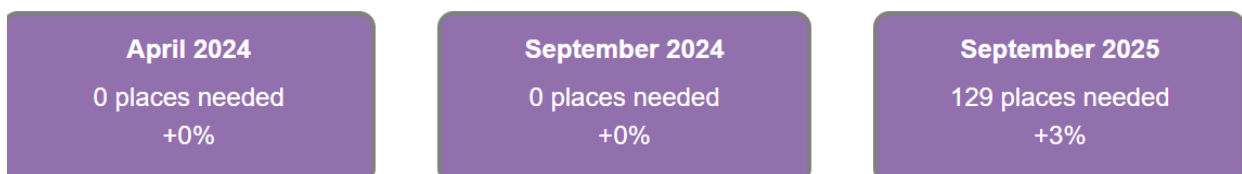
45. There were also asked about how childcare could be improved, and the responses are shown below.



Sufficiency of Childcare Places from September 2025

46. As the expansion to funded childcare places is complete in September 2025, we have worked hard to ensure we have sufficient places for working families. The DfE have also provided modelling data for the number of places they feel we require based on data that they hold that we do not have access to. This should be taken into account when looking at sufficiency.

47. Their modelling indicated that South Gloucestershire requires the following number of places. They also express the increase needed as a percentage of the total number of registered places based on data such as Ofsted registered places.



48. £612,693 was provided to South Gloucestershire through the Capital Funding Programme to expand the early years and wraparound childcare places available to families. 17 Settings have accessed this funding, creating 320 new places for children aged 0-3. This exceeds the required places suggested by DfE modelling.
49. 82% of the working aged residents in South Gloucestershire are in employment, these do not all have children and those that do, may not require formal childcare. We modelled childcare places required as 60% of the child population (uptake of funded places has never exceeded this, including for the universal offer for 3- and 4-year-olds). If 60% of children living in each ward require a childcare place, almost all wards require additional places for children under the age of 2.
50. See appendix 2 for full details of population, places available and modelling of places required.

51. The following wards require additional childcare places across all age ranges:

Doddington	Pilning and Severn Beach	Winterbourne
Emersons Green	Stoke Gifford	Woodstock
Longwell Green	Thornbury	Yate North

52. Support to early years settings and school serving these these wards about opportunity to increase capacity will be prioritised. We are also working with the Early Years working group to consider how partnership working can support the increase of places.
53. If 60% of children take up a childcare place in South Gloucestershire, we require a further 2252 places for children under age 2 and 206 places for children aged 3 and 4. We have a surplus of 68 places for children aged 2.
54. Please note that the theoretical 2,252 gap assumes there will be universal take-up of a full childcare entitlement and is modelled on full time places, however we know that many families do not take up a full-time place.

Summary of Sufficiency Position

55. We have a very accurate picture of the sufficiency of early years places.
56. The take-up of places under the families receiving additional support entitlement has reduced as other entitlements have come into play. We have an outreach worker who will continue to work to encourage parents to take this up.
57. Although a small percentage of parents stated there is not sufficient childcare for children with SEND in their area, 48% of settings indicated that they had capacity to support additional children with SEND. Our team of Early Intervention Officers and Early Years Advisers in schools provide settings with advice on meeting the needs of the children in their setting. There is also access to funding in place to support this.
58. The vast majority of schools in South Gloucestershire have full wraparound care provision to support working parents. Programme funding has been used to create additional places.
59. South Gloucestershire have a higher percentage of adults who are economically active than others in the South West or in Great Britain as a whole. 1300 of these are employed in early years settings. We expect this figure to rise with the increase in school-based nurseries.
60. The majority of parents want early years provision that is closer to home and feel that the quality of childcare in the local area is good. The majority of parents would like to see childcare that is more affordable. We are currently supporting early years settings to implement the DfE new charging guidance which should be fully implemented by January 2026. This guidance makes it a requirement that parents can access funded places at no cost if they wish by opting out of optional charges. This has been challenging for the sector and there are still some issues as providers are able to choose how they offer funded places

so may choose to offer these on only certain days for example which may not meet the needs of all parents.

61. According to Ofsted, 86% of the childcare provision in South Gloucestershire has been judged to be good or outstanding.
62. South Gloucestershire have created 320 new early years places for children aged 0-3 which exceeds the number of places DfE estimate that we will need based on their data.
63. There are still 9 wards that require additional childcare places across all age ranges. If 60% of children take up a childcare place in South Gloucestershire, we require a further 2252 places for children under age 2 and 206 places for children aged 3 and 4. We have a surplus of 68 places for children aged 2. While this may appear concerning, we know that the vast majority of parents who will be accessing the additional 30 hours entitlement in September will already be receiving 15 hours of childcare under the previous entitlement so may already have childcare places. DfE through their modelling, which is able to take into account more detailed information, consider that we require only 129 childcare places. We also know that the number of places we have are logged as full-time places. Most families do not require full-time care 5 days per week from 8 until 6. Many families opt for part-time places as they may use family support or other measures. We have also had no parents reporting that they are unable to access a childcare place. We consider that we are able to meet the needs of families for childcare.
64. Our estimation, based on population data indicates that we may need additional childcare places and there may be some gaps in provision. There is no separate DfE capital funding available to the council to address gaps in the private, voluntary and independent sector however, we will be able to develop more provision where it is required through the DfE programme to expand school-based nurseries.
65. Schools can apply directly for capital funding to create school based nursery places and we are supporting this where additional places are needed. This provision can be run by the school or by private providers. Consideration is also given to planning for early years places within any new housing development and planning consents.
66. We are aware that changes in the charging guidance have impacted on early years providers raising concerns about sustainability for some providers which we try to support with through cost modelling and ensuring that they are aware of any additional funding streams that may be available. We are also trying to alleviate cost pressures by providing key training free of charge and funding providers to attend so that staff can be released. The changes have also resulted in an increase in parental complaints around charging and compliance. We are working with early years providers to monitor any compliance issues and these will then be followed up. Audit processes for providers have also been updated. It should be noted that parts of the changes do not fully come into effect until January.
67. The council audit of early years has requested that we further consider how the council is meeting the childcare needs of specified groups. We provide support through our Early Intervention Officers and Early Years Advisers to help early years providers meet the needs of children with Special Educational Needs and Disabilities (SEND). There are also additional funding sources available to support these children.
68. To support families of children with SEND, we are piloting a commissioned outreach worker from Dingley's Promise. This worker will work with families and with early years providers including schools to support them to meet the needs of children so that they can access their full entitlement to childcare. Support is also provided through a range of measures including speech and language support, education psychology, support for families at home for children with complex needs and option for families to attend groups with their children. We will be using our early years outreach worker to target families who are entitled to additional support to ensure that they are accessing their entitlement to childcare and are fully aware of the benefits of this. For families requiring care outside standard hours, we will continue to work with providers to increase the availability of wraparound childcare through the DfE funding to support this which is available until April 2026. We will review our data

collection processes about sufficiency before next year and make any revisions needed to feed into the report for 2026 to 2027.

69. Our sufficiency survey indicates that there are a low number of open vacancies for early years staff, however we are aware of the national challenges around this. We are putting actions in place to respond to this including organising a recruitment drive, providing a support network for apprentices and working with the West of England Combined authority to consider how this could be addressed.
70. We would like to make the sufficiency report more accessible to parents in the future. Many local authorities have a report that is focused towards parents. Next year I would like to create a parent accessible report to take the form of an appendix to the council report template. The council report would provide a summary of key aspects of the parent-focused report.

Consultation

71. Early years census forms were completed by 129 early years settings and 105 childminders with details of the number of places available at their settings and a headcount of the number of children claiming funding for their funded early education entitlement in week beginning 15 January 2024.
72. In July 2025, all providers were contacted and asked to inform parents of the online childcare sufficiency questionnaire. 269 responses were received.

Equalities Considerations

73. This report sets out the legal framework/statutory requirement established by Government to require local authorities to secure sufficient childcare in their area for children aged 9 months to 4-year-olds, including less advantaged 2-year-olds. As the statutory guidance points out, "Evidence shows that higher quality provision has greater developmental benefits for children, particularly the most disadvantaged children, leading to better outcomes". The intention is to mitigate disadvantages, break the 'cycle of deprivation', narrow gaps in children's attainment and provide a stronger basis for entering the primary phase of education.
74. This report confirms that we are continuing to secure childcare, including the places required for 2-year-olds from low-income households who are classed as Families Receiving Additional Support (FRAS) and as such can access that entitlement to a place. We are finding that not all families who are eligible are applying for this but applying for the 30 hours working entitlement instead. This makes it less easy to track provision and availability. We have an outreach worker who will be targeting these families to ensure that they get access to all they are entitled to. Our outreach worker is also going to be contacting South Gloucestershire equalities partners to share information and offer to attend sessions.
75. The equality duty also requires that the Council, in securing childcare places, ensures that the equalities practices of PVI providers are appropriate. This is achieved in three ways: first, through the Provider Agreement between the Council and the providers of early year's places; secondly through the visits the team make to providers and thirdly, through the Ofsted inspection framework.
76. The arrangements for funded early education impact positively upon the equalities agenda within South Gloucestershire. Funded early education for 2-year-olds Families Receiving Additional Support and those with SEND (including those in receipt of disability living allowance), alongside Early Years Pupil Premium (EYPP) for children aged 9 months to 4-year-olds at risk of disadvantage works to narrow the gap in educational achievement. Additional funding is available through a range of sources for vulnerable families to enable them to access early education; Disability Access Fund (DAF), Early Years Inclusion Support Fund (EYISF), Transition Support Fund (TSF) and Education and Health Care Plans (EHCP) alongside their universal 15 hours per week entitlement.

77. High level of parent satisfaction, high level of Ofsted judgements good or outstanding, created more places than DfE identified that we need, have identified the wards where we want to put more provision in, and are working on that within the resource available. Setting Support Officers visit all settings and part of their remit is to check on equality of access to the early years foundation stage requirements.

Climate and Nature Decision Wheel – Childcare Sufficiency Report



Climate and Nature Decision Wheel Supporting Statement

78. **Greenhouse gas emissions** – 4 short term or limited positive impact.

The provision of local childcare places enables travel choices, making active travel to childcare possible and enabling reduced carbon emissions from shorter journeys. Efforts across the area to increase local childcare places could lead to greater reductions in greenhouse gas emissions. Increasing the number of early years places in schools is likely to reduce the number of car drop off points for siblings for parents, thereby reducing emissions. However, we can assume that many working parents still do travel to work by car.

79. **Air quality** – 4 short term or limited positive impact.

The provision of local childcare places enables travel choices, making active travel to childcare possible, and therefore improving localised air quality. Efforts across the area to increase local childcare places could lead to greater improvements in localised air quality. This includes increases in school-based nursery provision as identified above.

80. **Adaptation and Resilience** – 2 short term or limited negative impact

The local impacts of a changing climate will have growing impacts on the facilities where childcare is provided. It is recommended that the childcare sufficiency work include consideration in future of the potential local impacts of a changing climate and the impact on provision.

Risk Assessment

Financial Implications (includes tax implications such as VAT)

81. Funding for free early education places based on entitlement for 9 months to 2-year-old, 2-year-olds, and 3 and 4-year-olds is part of the Dedicated Schools Grant Early Years Block. The 2025-26 budget to fund pre-school providers for the delivery of free early education is as follows:

Early Years Block Budget (July 2025 Funding Announcement)	£000
9mths to 2 year olds	15,398
2 year old entitlement funding	12,560
3 and 4 year olds entitlement funding	20,325
Deprivation Funding	226
Early Years Inclusion Support funding (Early Years Block element only)	510
Early Years Pupil Premium	208
Early Years Disability Access Fund	207

82. This budget is allocated based on the latest DSG Funding announcement (July 2025) using a combination of January 2025 census data and estimates for the new entitlements which began in September 2024 and the extended entitlements being rolled out from September 2025.

83. During the financial year 2025/26 the funding will be updated using the January 2026 census data for the period September 2025 to March 2026. Funding will also be updated to reflect the actual take up of the extended free entitlements for 9mths to 2 years and Age 2 on a termly basis.

84. Based on current projections there is sufficient budget to meet the expected nursery placement demand for 2025/26.

85. The budget for the Early Years Inclusion Support Funding which supports children with SEND is joint funded from the Early Years Block and High Needs Block within the Dedicated Schools Grant. The total budget for 2025/26 is £1,388k (£510k from Early Years Block and £878k from High Needs Block).

Caroline Warren – Finance Business Partner - 01454 863153

Legal Implications

86. The legal duties of the local authority are set out in the body of this report. The relevant statutory guidance is the Statutory guidance, Early education and childcare, updated 21 February 202 ([Early education and childcare - GOV.UK](#)). There are no direct legal implications arising from this report.

Maria Sweetman - Solicitor – 01454 864229

Human Resources Implications

87. There are no Human Resources implications that arise directly from this report.

Sharon Johnson – HR Strategic Lead – 01454 863089.

Climate Emergency and Environmental Implications

88. Childcare sufficiency has been assessed using the council's Climate and Nature Decision wheel, as shown in the Issues section of the report. The wheel identified the positive impacts

of sufficiency of local childcare places on greenhouse gas emissions and localised air quality. As far as possible, local childcare provision should be enabled so that it is available on a local and accessible basis without the need for extended travel. This is in order to reduce the emissions generated from associated journeys, walking and cycling to childcare provision should be promoted. This in turn helps to reduce the air quality impact of journeys made for this purpose and to support and encourage active travel to and from facilities. It is crucial that the activities identified around generally increasing capacity, increasing capacity in marginal areas and the continued monitoring of increased need are carried out. Going forward, work should focus on ensuring that childcare places across the area match the distribution of demand and that the local impacts of a changing climate are considered in relation to the future provision of childcare places as recommended in the Decision Wheel assessment.

89. Additional local childcare places were created using capital funding from DfE and additional school-based nursery places were created in 2024-2025 and will continue to be created in 2025-2026 in line with DfE policy to expand this provision.

Lucy Rees – Senior Environmental Policy & Climate Change Officer – 01454 862224

Social Implications

90. The equalities sections of this report detail the intention is to mitigate disadvantages, break the 'cycle of deprivation', narrow gaps in children's attainment and provide a stronger basis for entering the primary phase of education. This will support the evidence base that access to quality early education increases work force participation and increased health and wellbeing which are all aims across South Glos in relation to early intervention and prevention to reduce the chances of our young person's becoming victims of crime.
91. This report confirms that places have been secured, including the places required for 2-year-olds from low-income households and those with SEND. This supports the overarching approach across South Glos to increase educational attainment and reduce economic inequalities to support our young people to remain in education, employment or training and reduce the likelihood of them becoming victims or perpetrators of crime.
92. With the additional home building across South Gloucestershire the number of places required to support new areas will need to stay under review in order to be addressed.

Amie Copley – Head of Community Safety & Built Environment Enforcement – 01454 868551

Economic Implications

93. While there are no direct economic implications identified through the recommendations outlined within this report, the expansion of funded childcare entitlements is expected to support increased economic participation in South Gloucestershire, particularly among working parents. With 90% of surveyed parents using childcare to enable employment, and over 1,300 practitioners employed locally, the sector plays a vital role in both workforce enablement and job creation. However, risks remain around provider sustainability, workforce capacity and future funding. Local modelling indicates a shortfall of over 2,200 places for under-2s if uptake reaches 60%, and the transition to new DfE charging guidance has presented challenges for providers, potentially impacting financial viability. Continued monitoring and targeted support will be essential to ensure the recommendations deliver their intended economic benefits.

Ian Steele – Business Investment & Digital Connectivity Manager – 01454 868202

Privacy Impact Assessment

94. Not relevant to this report.

Risks, Mitigations & Opportunities

95. Risks of not accepting the proposals include:
- Council inability to meet the defined requirements for child-care sufficiency
 - Insufficient child-care being in place to meet the needs of parents
 - Schools being unable to progress increasing the age range of their pupils in order to meet our sufficiency requirements
96. Some of the planned actions provide opportunities to increase local childcare for parents thus to reduce travel and aid conveniency for working parents.

Reasons for Decision

97. We recommend that the Council approve the Childcare Sufficiency Assessment 2025/26 included in this report, so that this can be made available to the public and agree to the actions for the next 12 months as set out in appendix 3 of the report.
98. We also recommend that Cabinet support a move to a more parent-focused version of the report.

Author

Chris Sivers, Executive Director, People Department

Departmental Contacts

Hilary Smith, Service Director Education, Learning and Skills, 01454 863268
Jo Briscoombe, Strategic Lead for Early Years and School Support, 01454 863349
Claire Perry, Early Years Adviser and Lead for Wraparound Care and Early Years Sufficiency, 01454 865078
Olivia Dowle, Early Years Adviser taking over responsibility for sufficiency, 01454 862296
Samantha Gardner, Business and Finance Development Officer, 01454 862368

Background Papers

Appendix 1 - Sufficiency data showing childcare places by ward
Appendix 2a - Analysis of Places for children under age 2 by ward
Appendix 2b - Analysis of Places for children age 2 by ward
Appendix 2c - Analysis of Places for children age 3 and 4 by ward
Appendix 3 - Review of activity in 2024 – 2025 to increase childcare places and next steps

Appendix 1: Childcare places per ward

Ward	Under 2s Places	2-year-old Places	3- and 4-year-old Places
Bitton & Oldland Common	14	38	73
Boyd Valley	54	124	175
Bradley Stoke North	68	97	236
Bradley Stoke South	14	49	95
Charfield	22	40	65
Charlton & Cribbs	67	102	218
Chipping Sodbury & Cotswold Edge	63	53	138
Dodington	3	39	63
Emersons Green	113	137	205
Filton	70	75	118
Frampton Cotterell	63	146	210
Frenchay & Downend	67	104	166
Hanham	37	91	183
Kingswood	64	95	147
Longwell Green	13	21	32
New Cheltenham	48	68	143
Parkwall & Warmley	30	88	163
Patchway Coniston	9	17	137
Pilning & Severn Beach	0	26	26
Severn Vale	29	44	112
Staple Hill & Mangotsfield	75	126	204
Stoke Gifford	93	92	185
Stoke Park & Cheswick	73	63	122
Thornbury	114	87	168
Winterbourne	17	15	77
Woodstock	5	10	28
Yate Central	69	102	220
Yate North	45	35	68
Totals	1339	1984	3777

Appendix 2a: Analysis of Places for children under age 2 by ward

Ward	Under 2s Population	Under 2s Places	60% of Under 2s Population	Deficit / Surplus @ 60%
Bitton & Oldland Common	147	14	88	-74
Boyd Valley	162	54	97	-43
Bradley Stoke North	208	68	125	-57
Bradley Stoke South	167	14	100	-86
Charfield	101	22	61	-39
Charlton & Cribbs	319	67	191	-124
Chipping Sodbury & Cotswold Edge	152	63	91	-28
Dodington	205	3	123	-120
Emersons Green	495	113	297	-184
Filton	171	70	103	-33
Frampton Cotterell	269	63	161	-98
Frenchay & Downend	276	67	166	-99
Hanham	240	37	144	-107
Kingswood	225	64	135	-71
Longwell Green	185	13	111	-98
New Cheltenham	197	48	118	-70
Parkwall & Warmley	175	30	105	-75
Patchway Coniston	123	9	74	-65
Pilning & Severn Beach	83	0	50	-50
Severn Vale	167	29	100	-71
Staple Hill & Mangotsfield	302	75	181	-106
Stoke Gifford	300	93	180	-87
Stoke Park & Cheswick	113	73	68	5
Thornbury	322	114	193	-79
Winterbourne	141	17	85	-68
Woodstock	216	5	130	-125
Yate Central	134	69	80	-11
Yate North	390	45	234	-189
Totals	5985	1339	3591	-2252

Please note that the theoretical 2,252 gap assumes universal take-up at full entitlement and is modelled on full time places, however we know that many families do not take up a full time place.

Appendix 2b: Analysis of Places for children age 2 by ward

Ward	2s Population	2-year-old Places	60% of 2s Population	Deficit / Surplus @ 60%
Bitton & Oldland Common	78	38	47	-9
Boyd Valley	67	124	40	84
Bradley Stoke North	98	97	59	38
Bradley Stoke South	77	49	46	3
Charfield	59	40	35	5
Charlton & Cribbs	170	102	102	0
Chipping Sodbury & Cotswold Edge	94	53	56	-3
Dodington	137	39	82	-43
Emersons Green	271	137	163	-26
Filton	89	75	53	22
Frampton Cotterell	125	146	75	71
Frenchay & Downend	135	104	81	23
Hanham	113	91	68	23
Kingswood	99	95	59	36
Longwell Green	100	21	60	-39
New Cheltenham	95	68	57	11
Parkwall & Warmley	89	88	53	35
Patchway Coniston	64	17	38	-21
Pilning & Severn Beach	62	26	37	-11
Severn Vale	83	44	50	-6
Staple Hill & Mangotsfield	170	126	102	24
Stoke Gifford	178	92	107	-15
Stoke Park & Cheswick	62	63	37	26
Thornbury	182	87	109	-22
Winterbourne	74	15	44	-29
Woodstock	116	10	70	-60
Yate Central	84	102	50	52
Yate North	223	35	134	-99
Totals	3194	1984	1916	68

Appendix 2c: Analysis of Places for children age 3 and 4 by ward

Ward	3s and 4s Population	3 and 4 year old Places	60% of 3s and 4s Population	Deficit / Surplus @ 60%
Bitton & Oldland Common	177	73	106	-33
Boyd Valley	155	175	93	82
Bradley Stoke North	242	236	145	91
Bradley Stoke South	207	95	124	-29
Charfield	111	65	67	-2
Charlton & Cribbs	341	218	205	13
Chipping Sodbury & Cotswold Edge	199	138	119	19
Dodington	238	63	143	-80
Emersons Green	522	205	313	-108
Filton	192	118	115	3
Frampton Cotterell	286	210	172	38
Frenchay & Downend	315	166	189	-23
Hanham	246	183	148	35
Kingswood	211	147	127	20
Longwell Green	204	32	122	-90
New Cheltenham	217	143	130	13
Parkwall & Warmley	201	163	121	42
Patchway Coniston	146	137	88	49
Pilning & Severn Beach	108	26	65	-39
Severn Vale	180	112	108	4
Staple Hill & Mangotsfield	354	204	212	-8
Stoke Gifford	344	185	206	-21
Stoke Park & Cheswick	129	122	77	45
Thornbury	373	168	224	-56
Winterbourne	169	77	101	-24
Woodstock	209	28	125	-97
Yate Central	183	220	110	110
Yate North	379	68	227	-159
Totals	6638	3777	3983	-206

Appendix 3: Review of activity in 2024 – 2025 to increase childcare places and next steps

2024 / 2025 Action	Progress	Next Steps
Strategically plan for increase of early years places	CSA for 2024 was used to identify wards to target with capital funding available. Capital funding only awarded to settings in wards with a shortfall of places. £603,693 allocated to new EY provision. 320 new places created for children aged 0-3 using capital funding.	Monitoring of the uptake of the new childcare entitlements to update modelling process as needed. Undertake more regular collection of information from providers now early years entitlements are fully in place to analyse the pattern of uptake across the year.
Increase EY provision to meet sufficiency requirements in identified wards.	New places for children aged 3-4 (without capital funding) Priority wards identified in 2024 CSA: Doddington – 1 new provision, 1 expansion Yate North – 2 new in neighbouring ward Emersons Green – 1 expansion Longwell Green - Pilning and Severn Beach – 2 new provisions	Continue to target wards with a shortage of provision, however there is no capital funding available to support this. Prioritise targeted wards for moving forward with school-based nurseries funded by DfE. Meet with Multi-academy Trust leaders to share sufficiency data and plan for school-based nurseries.
Increase provision for under 2s in all wards to meet expanded entitlement offer	Thornbury – 1 large new provision Charlton and Cribbs – 1 expansion in neighbouring ward Stoke Gifford – 2 expansions Staple Hill and Mangotsfield – 1 expansion in neighbouring ward Woodstock – 1 expansion in neighbouring ward	This continues to be a priority – officers will work with current providers to encourage expansion.
Increase nursery offer on school sites to meet DfE agenda	7 new School Based Nurseries (SBNs) will be open by September 2025, 4 are in priority wards. Raysfield - Doddington Tynings – Staple Hill and Mangotsfield St Barnabas – Parkwall and Warmley Christchurch (Hanham) - Hanham Samuel Whites - Hanham St Peters – Pilning and Severn Beach Severn Beach – Pilning and Severn Beach	Continue to promote government agenda to increase SBNs. Produce an info pack for schools to support them to add a nursery class.
Improve recruitment and retention of early years workforce.	Officers work with secondary schools and FE providers to promote careers in EY. Work experience programme introduced to provide students with time in an EY setting to consider career opportunities. Outreach worker to promote and recruit new childminders.	Carry out a recruitment fair. Continue to work with secondary schools and FE providers

	<p>Work with WECA and job centres to promote EY career opportunities.</p> <p>Introduction to childminding course (CHIC) cost reduced to £25 to promote uptake.</p> <p>Less settings are reporting that recruitment is a concern.</p>	
		<p>Continue to respond to the recommendations in the council audit by collecting additional data about different groups of children and their requirements from parents and early years providers at future data collection points.</p>
		<p>Provide additional support to help families of children with SEND to access their full provision of childcare through piloting a commissioned outreach worker from Dingley's Promise.</p>
		<p>Provide a more accessible summary of sufficiency for parents outside of the council reporting format.</p>