


Voting

at the Polling Station



You



can

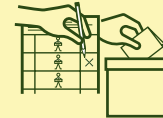


go




to

a




polling station

to




vote



You will




get a



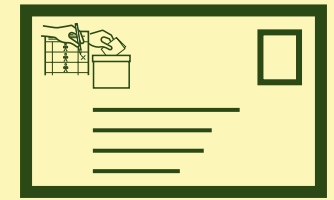
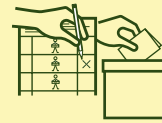
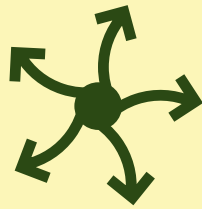

voting card



before



an election



Information about

your



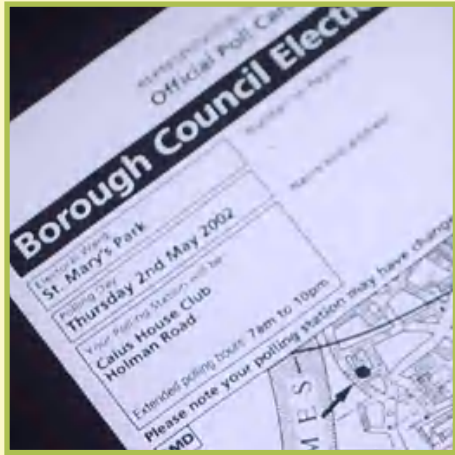
polling station

is


on

the

card



The **information** on the **card** **tells** **you**



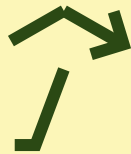
the **time** **you** **can** **go** **to** the **polling station**



The map



tells



you



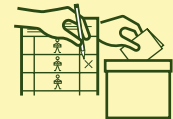
the way




to



your




polling station



On election day



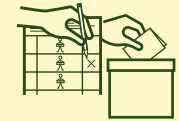
you



can



go



to the polling station



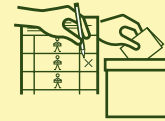
You



must



go




into the polling station



You




must



give




your



voting card



to




a member of staff



if



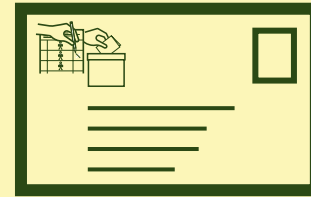
you



can't find



your



card

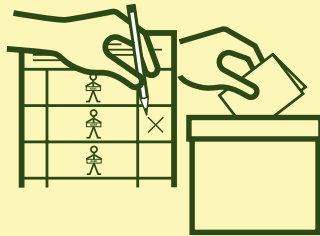


don't worry

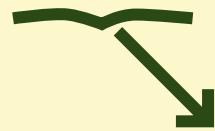


You

can



vote



The **staff**



your



address



The **staff** will



give



you

a



ballot paper



You



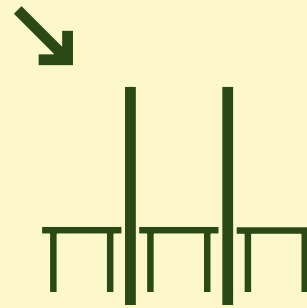
must




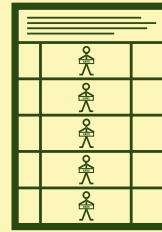


go

to

a




booth



The **ballot paper** will **tell**


you a list of names of **people**




The **ballot paper** will **tell**

you


if the person is



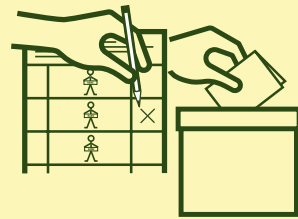
a member of a political party



You



can



vote




for



a person



on



the

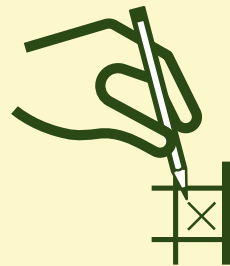
list




You




must



put a cross in the box




next to the person's name



You



must



fold



your



ballot paper



and



you




must



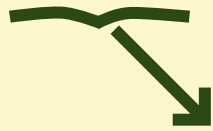
put it in the ballot box



You




can



ask

.

a



member of staff




if



you



need



help

Contact details:

Symbols have proved to be an effective way of making written information more accessible for some people with learning disabilities.

This booklet uses Makaton symbols with written text.

If you are a facilitator for someone who is a symbol or a sign user, please note the following general tips:

- Bear the individual in mind. Try to identify any concepts and symbols you think may be difficult for the person to understand. You may need to teach the meaning of these first.
- Using signs can also be helpful for people with learning disabilities to support the understanding of the text and the symbols.

Interpretation and translation into Makaton Symbols provided by The Makaton Charity (Registered Charity no 1119819)

Makaton Symbols © The Makaton Charity 2010 (Tel 01276 606760, Email info@makaton.org)

Designed and produced by the Corporate Communications Unit and the Electoral Registration Service Wandsworth Council, with the help of Members of the Battersea Social Education Centre.