




**Food Chain Nature Trail: Hedgerow Habitat** - You will need to visit the following control posts on the very easy trail – posts **37, 31, 33, 32** (please refer to the orienteering map for locations). A food chain shows who eats what in a particular habitat. The arrows between each living thing in the chain always point in the direction of energy flow - in other words, from the food to the feeder. There are four living things for you to find associated with this habitat. Take a rubbing of each wildlife engraving and then put them in the right order below.








**Food Chain Nature Trail: Woodland Habitat 1** - You will need to visit the following control posts on the easy trail – posts **36, 35, 34** inclusive (please refer to the orienteering map for locations). A food chain shows who eats what in a particular habitat. The arrows between each living thing in the chain always point in the direction of energy flow - in other words, from the food to the feeder. There are three living things for you to find associated with this habitat. Take a rubbing of each wildlife engraving and then put them in the right order below.





**Food Chain Nature Trail: Woodland Habitat 2** - You will need to visit the following control posts on the medium trail – posts to **45, 44, 47, 48** and **36** (please refer to the orienteering map for locations). A food chain shows who eats what in a particular habitat. The arrows between each living thing in the chain always point in the direction of energy flow - in other words, from the food to the feeder. There are five living things for you to find associated with this habitat. Take a rubbing of each wildlife engraving and then put them in the right order below.





**Food Chain Nature Trail: Orchard Habitat** - You will need to visit the following control posts on long loop 1 – posts **54, 55, 56** (please refer to the orienteering map for locations). A food chain shows who eats what in a particular habitat. The arrows between each living thing in the chain always point in the direction of energy flow - in other words, from the food to the feeder. There are three living things for you to find associated with this habitat. Take a rubbing of each wildlife engraving and then put them in the right order below.





**Food Chain Nature Trail: Grassland Habitat** - You will need to visit the following control posts on long loop 2 – posts 57, 50, 39, 40, 41 (please refer to the orienteering map for locations). A food chain shows who eats what in a particular habitat. The arrows between each living thing in the chain always point in the direction of energy flow - in other words, from the food to the feeder. There are five living things for you to find associated with this habitat. Take a rubbing of each wildlife engraving and then put them in the right order below.

