


PREPARING YOUR HOME FOR AN EMERGENCY

Step 1 Do you have smoke alarms fitted?

Obtain smoke alarms and install them as directed in the instructions.

If you need advice speak to Avon Fire and Rescue Service or visit their website:
www.avonfire.gov.uk

Be sure to regularly check your smoke alarms as directed by the manufacturer.



Step 2 Do you know what the emergency arrangements are for your children at school and your workplace?

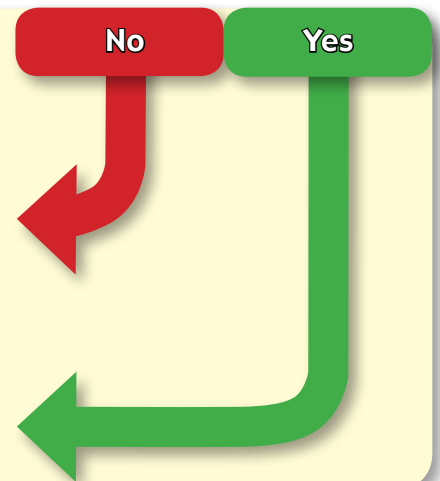
Find out what the school emergency plan is, and how it affects you and your children.

Make sure that your child's school has your correct contact details.

Find out what your work emergency and business continuity plan is, and how it affects you.

Make sure that your work has your (and your next of kin's) correct contact details.

If there are any changes to your, or your next-of-kin's contact details, inform the school or workplace accordingly.



Step 3 Do You Need to Prepare a Home Emergency Kit?

Obtain 3 days supply of tinned foods (include food for pets as well).

Obtain a supply of bottled water/drinking water.

Obtain an alternate way of heating food and water.

Obtain a battery powered/wind-up lantern and spare batteries.

Obtain a battery powered/wind-up radio and spare batteries.

Obtain a first aid kit and know how to use it.

Know what medications/prescriptions family members are on.

Maintain a list of your insurers.


Consider obtaining a disposable camera to record any damage.

Maintain a list of key contacts, phone numbers (inc mobile) addresses and email addresses.

Obtain copies of vital certificates/papers and keep them in a safe place.

Be a good neighbour - get to know your neighbours.

**Regularly rotate your emergency food supply so that it remains in-date.
Update copies of essential documents as and when necessary.
Make sure that everyone in your household knows where the supplies are and how to use them.**



Go to Page 2

PREPARING YOUR HOME FOR AN EMERGENCY

Step 4 Have you made other emergency arrangements?

Make an evacuation plan - see our evacuation checklist.

Make a severe weather plan - see our severe weather checklist.

If you have pets, make a pet emergency plan - see our pets checklist.

Make a flood plan if you are at risk of flooding - see our flooding checklist.


Rehearse your plans, consider different scenarios.

Get to know your neighbours and how to contact them.

Speak to friends and relatives to inform them of your plans.

Arrange a family rendezvous where you can all gather should you become separated.

Sign up to warnings about severe weather/flooding.



Regularly update your plans and arrangements, become aware of hazards and dangers in your area.

If you have any questions speak to the South Gloucestershire Council Emergency Planning unit on 01454 868009 or email us at: emergencyplanning@southglos.gov.uk.